

Setting the trap



Smear bait onto trigger tube



Place feet on bottom bracket and lift striking bar up and hook onto the trigger bar hook.




Push trigger plate hole onto the U-shaped end of the trigger plate


Tree Set




Nail alkathene tube to tree. NB allow a small gap behind the tube to fit the trap cover



Place the springs of the set trap onto the alkathene pipe.



Attach trap cover slots onto hooks on the bottom bracket and fine set the trigger.



Lift up trap cover to cover the trap and tuck top flap down the gap between the nail and the alkathene pipe.




Tree set complete


Ground Set



Attach trap cover slots onto hooks on the bottom bracket.



Fine set the trigger.



Push back cover and fold under end flap.



Ground set complete, a rock or log can be placed on the cover to help stop it moving.